

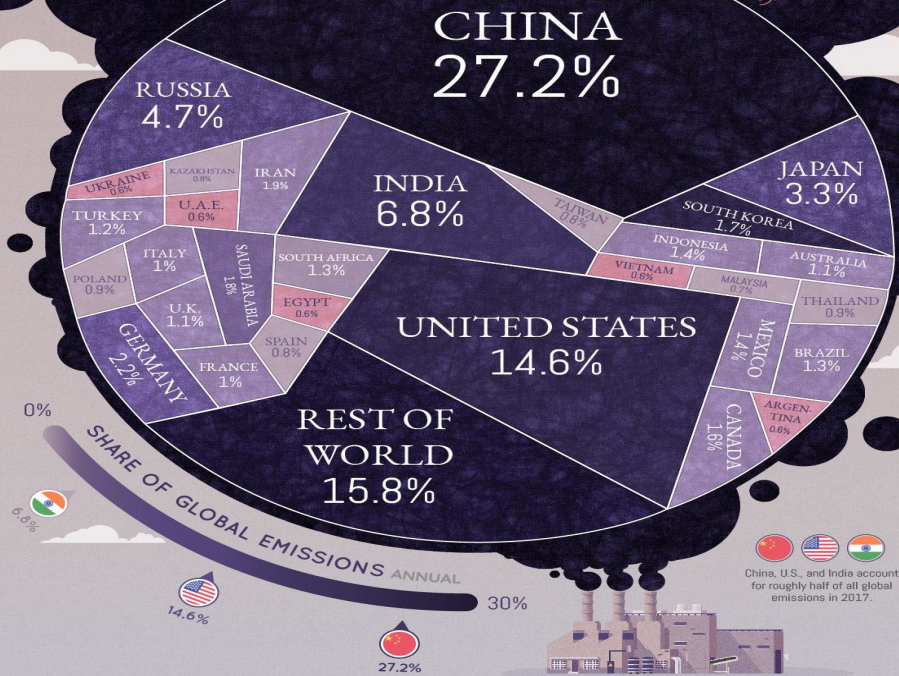


**Palau Energy Administration**



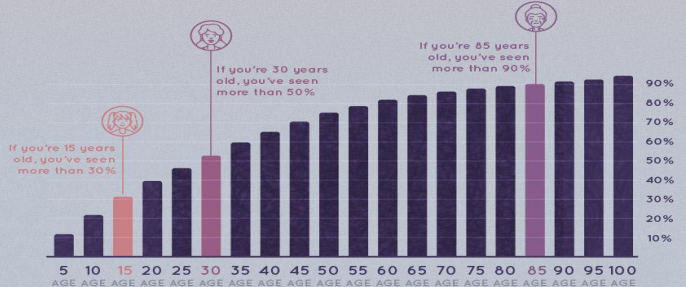
ALL THE WORLD'S CARBON EMISSIONS IN ONE CHART

TOTAL GLOBAL EMISSIONS IN 2017 (36,153 MTCO<sub>2</sub>)



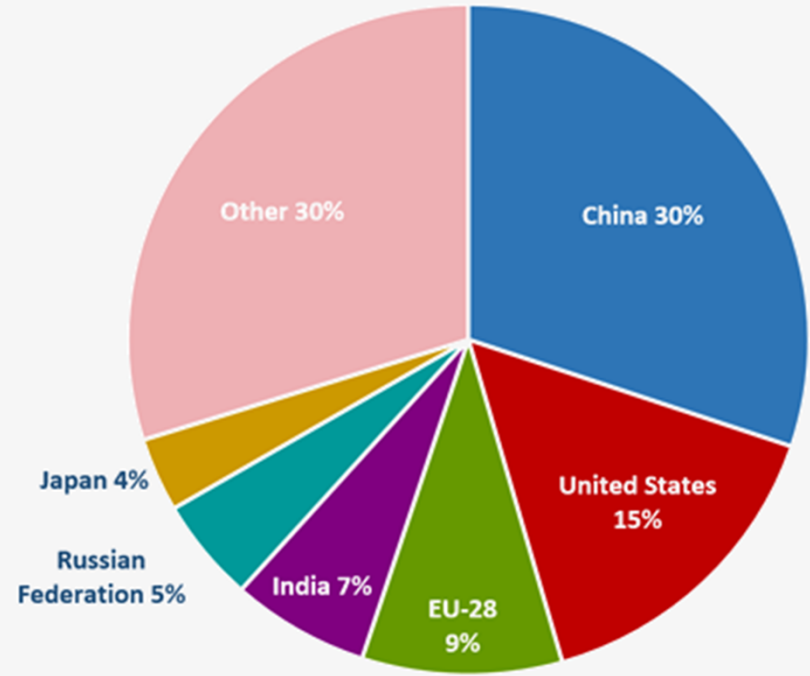
China, U.S., and India account for roughly half of all global emissions in 2017.

Q What percentage of global fossil fuel emissions (since 1751) have occurred in my lifetime?  
@neilrkaye



SOURCE: Global Carbon Atlas 2017, Neil Kaye, Global Carbon Project, CDIAC

2014 Global CO<sub>2</sub> Emissions from Fossil Fuel Combustion and Some Industrial Processes



**USEPA – 30% (2014)**  
**Global Estimate – 15.8%(2017)**



An aerial photograph of a tropical island, likely in the Philippines, showing a coastal town with colorful buildings and a large bay with turquoise water. The island is surrounded by smaller, forested islets. A dark blue rectangular box is overlaid on the top right of the image, containing the word 'MESULANG!' in white, bold, sans-serif capital letters.

**MESULANG!**