

A SHARED VISION OF NAMAS: PRACTICAL EXAMPLES FROM LATIN AMERICA AND ASIA

Julie Cerqueira
November 15, 2013

Dialogue. Insight. Solutions.



SHARED VISION ON TRANSFORMATIONAL NAMAS

- Developed and developing countries are converging on a common understanding of NAMAs
- Goals:
 - scale up mitigation action in developing countries,
 - create pipeline of bankable mitigation projects,
 - achieve transformational outcomes,
 - advance sustainable development, and
 - mobilize private investment – with limited concessional funding
- The following four elements are fundamental to the NAMA concept and are needed to realize the potential for NAMAs to drive transformational change...

SHARED VISION ON TRANSFORMATIONAL NAMAS

1 Host country-driven & incorporate both GHG mitigation & sustainable development goals

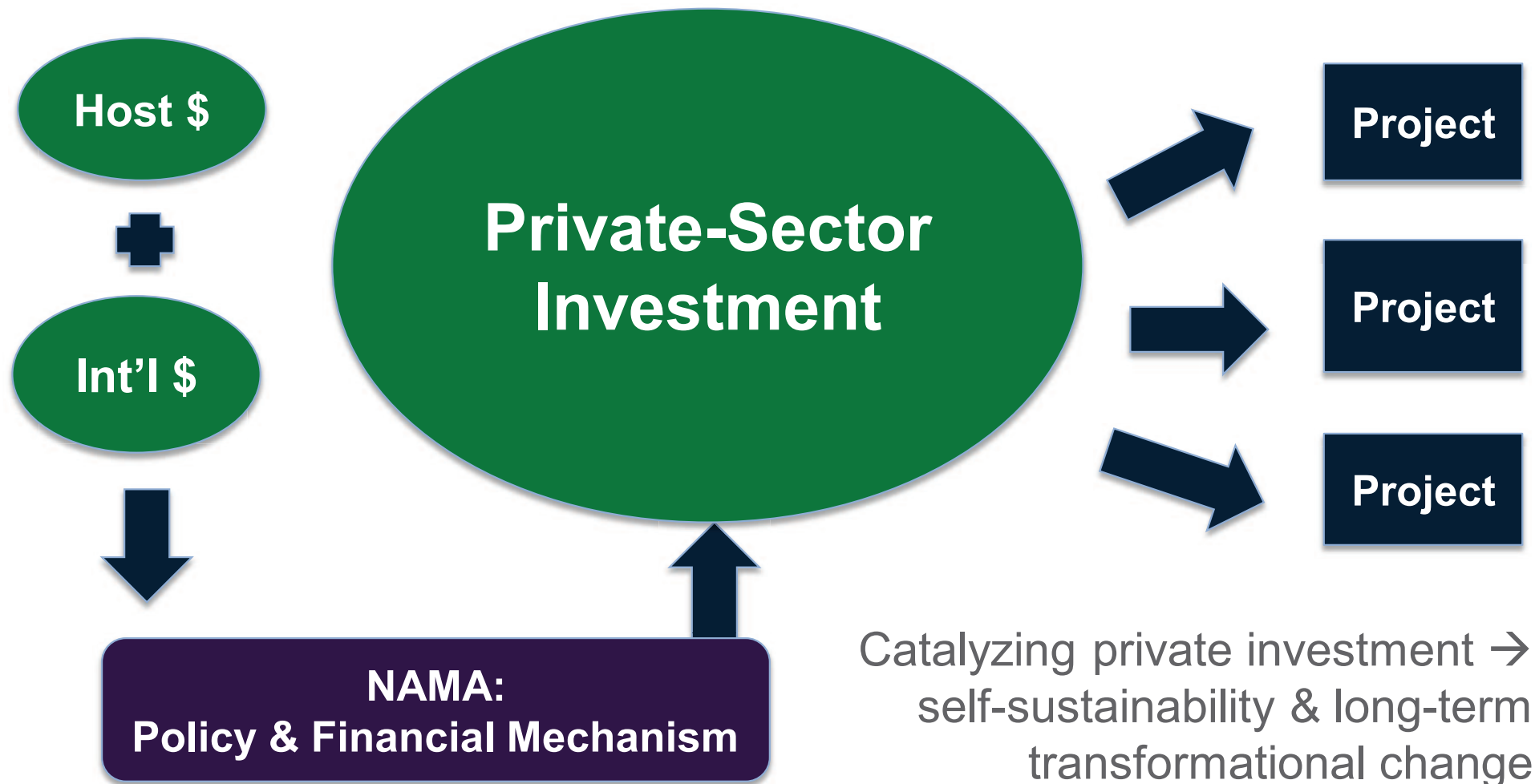
2 Strive to be sector-wide and national in scope, with the potential for local elements

3 Policies and financial mechanisms targeted to address key barriers to mitigation activities

4 International support for NAMAs (grants/ concessional finance) should mobilize addl climate finance


INTERACTION OF NAMA FINANCE WITH OTHER FINANCE SOURCES

NAMA finance funds should leverage public funds to enable private investment



COLOMBIA WASTE NAMA

Challenges



COLOMBIA WASTE NAMA

NAMAs should address specific, key barriers

Barrier	NAMA Element
New/alternative technologies not eligible for competitive tariffs	<ul style="list-style-type: none">- Tariff reform- New standards for alternative technologies
Private sector reluctant to invest equity in new business models	<ul style="list-style-type: none">- Establish NAMA Equity Fund- Demonstrate modern technologies (MBT & MRF)- Create incentives for the private sector (ie PPP schemes)- Improve waste management processes (source separation, selective routes) to create investment opportunities
Informal sector receives low wages from collection of waste	Formalization of informal waste pickers

NAMA will be piloted in 3-4 cities, starting with Cali, then will be scaled up and replicated nationally.

COLOMBIA WASTE NAMA: EXPECTED OUTCOMES

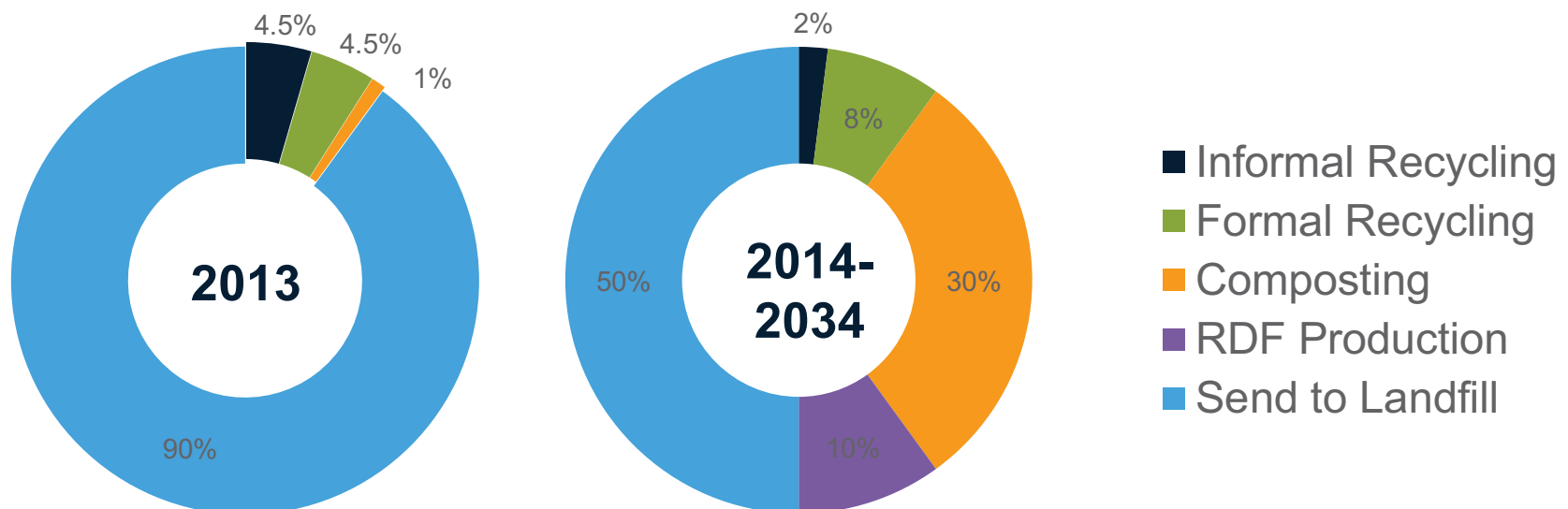


COLOMBIA WASTE NAMA: EXPECTED OUTCOMES

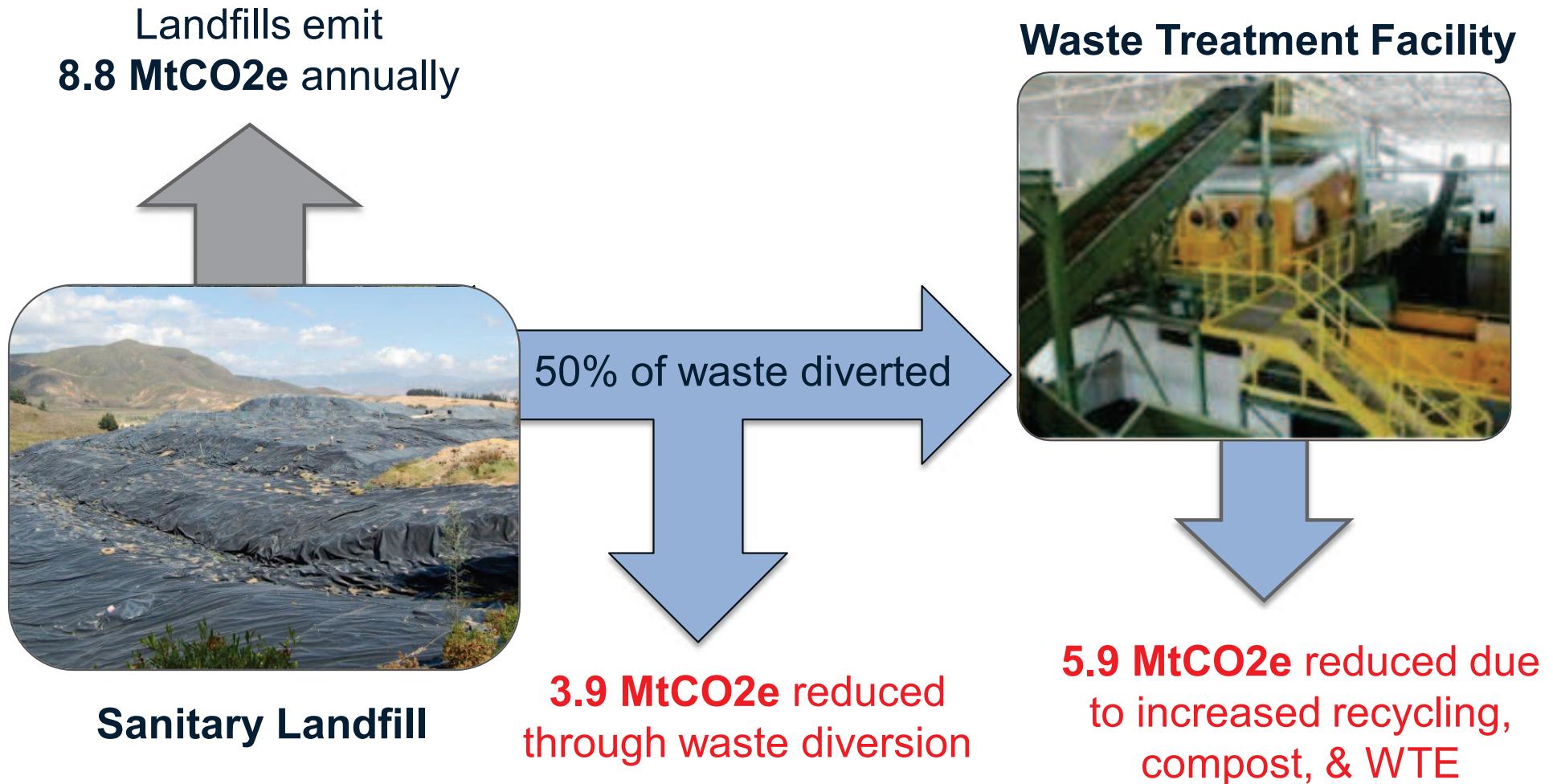
NAMA leads to Private Sector Investment in new waste tech



Waste structure shifts → economically valuable waste



COLOMBIA WASTE NAMA: EXPECTED OUTCOMES




Carbon Neutral Waste Sector

ASIA NAMA PIPELINE

Indonesia	Smart Street Lighting Initiative
	Biomass in East Kalimantan
	Bio-energy
	Small and Medium Renewable Energy
	Vertically-integrated NAMA in the Waste Sector
	Sustainable Urban Transport
	Sustainable Green Aviation Initiative on Airport RE
	Sustainable Green Aviation Initiatives on Alternative Fuels
	Wood to Energy
	Jakarta Transport - Industry
	Cement sector
	Local NAMAs
Pakistan	Energy Efficient Lighting
	Renewable Energy Financing and Grid Infrastructure

ASIA NAMA PIPELINE

Philippines	Municipal Solid Waste
	Renewable Energy
	Transit-Oriented Development
Vietnam	Municipal Solid Waste
	Cement
	Industrial EE (steel, textile & garment, pulp & paper, chemical)
	Building and SME EE
Thailand	Energy Efficiency, Renewable Energy, Transport
	1. Biomass, biogas, and small hydro
	2. Solar and wind
	3. Waste-to-energy
	4. EE lighting, cooling and motors, and industrial furnaces
	5. EE kilns and industrial boilers
	6. EE in buildings through building codes
	7. Biodiesel and ethanol in transportation
	8. Sustainable transport, 2 nd gen biofuel, CBG



INDONESIA SUSTAINABLE URBAN TRANSPORT NAMA

Avoid – Shift – Improve

- Key Components
 - Near-term Measures: public transport (most-likely BRT) and non-motorized transport
 - Long-term Measures: parking management, traffic management, spatial planning, alternative fuels and vehicle efficiency
- Pilot phase will start in three cities of various sizes - Medan, Manado, Batam - with the implementation of:
 - **low-carbon mobility plans at local level**
 - **National level policies aimed at upscaling and replicating pilot cities**
- Trust Fund to be designed to providing co-financing or other scheme





THE PHILIPPINES RENEWABLE ENERGY NAMA

- Target to triple RE production by 2030 (add 10GW)
- Several incentives provided for under the 2008 RE Law:
 - FIT, RPS, net metering, priority dispatch, fiscal incentives
- Barriers:
 - Access to project-based financing for smaller developers
 - Burdensome administrative processes
- The NAMA will:
 - Streamline administrative processes for RE developers to secure permits and other approval documents at national and local level
 - Establish a financial mechanism, such as construction financing facility or price stabilization fund, to address financial barriers

Awarded and Pending Projects under Renewable Energy Law 2008 (grid and self-use)				
Resources	Awarded		Pending	
	No. of Projects	Potential Capacity (MW)	No. of Projects	Potential Capacity (MW)
Hydro	202	2,807	195	2,393
Ocean	3	5	4	0
Geothermal	39	870	5	60
Wind	38	1,754	12	341
Solar	38	484	31	576
Biomass	50	144	14	153
Total	370	6,065	261	3,523



PAKISTAN ENERGY EFFICIENT LIGHTING NAMA



- Average power deficit 3-6GW with 4-6 hours daily load-shedding
- Annual cost to economy est. at USD 13.5 billion
- EE measures least cost solution

NAMA components include:

- A revolving loan fund for the purchase of EE lighting by industry, commercial sector, public sector, households
 - Series of policy developments such as
 - 1) National EE Lighting Strategy, energy codes, standards/labels, MEPS
 - 2) MRV system
 - 3) Design and deployment of a waste system for ICLs and CFLs
 - 4) launch a public awareness campaign
-

THANK YOU

For more information, please contact:

Julie Cerqueira (jcerqueira@ccap.org)

Please visit us at www.ccap.org.